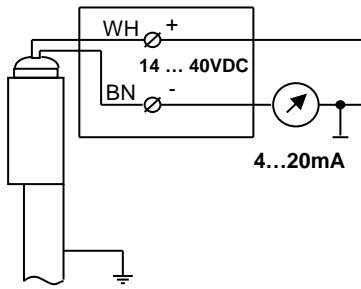


External electrical connections



Description:

Transmitter, 4...20mA current output and terminal box connections for use with WEKA Visual Level Indicators media temperature ≤ 150°C

The transmitter is mounted outside of the float chamber opposite to the indication rail (see datasheet 20010501). The magnet inside the float activates the reed switches in the transmitter, depending on the level of liquid in the float chamber, thereby changing the effective value of a resistance network. The resulting voltage output is converted by an internal electronic circuit to a 4...20mA signal. If the liquid level rises above the measuring range of the transmitter (30 mm) the output signal jumps to 115% (ca. 22,5mA) and remains on that limit.

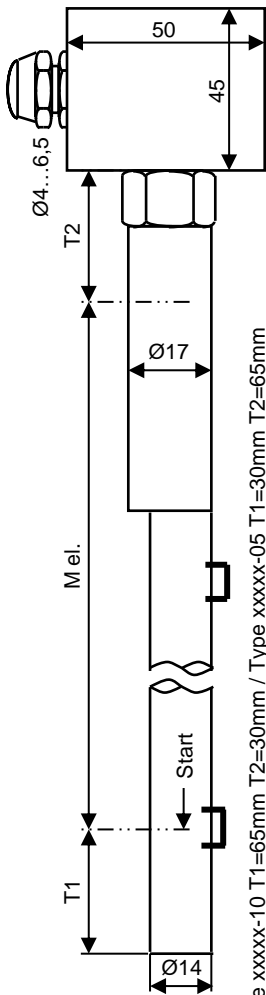
Product code:

31967-K-010-10 10mm resolution
31967-K-010-05 5mm resolution
M el. = Measuring length in mm

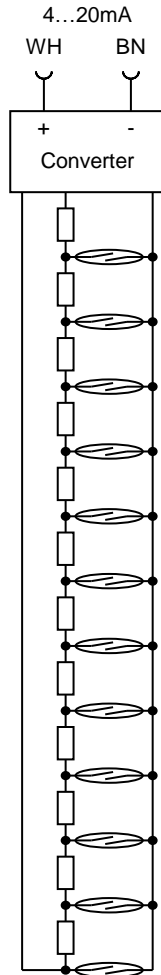
[For details see page 2](#)

Dimensions

Internal circuit



Type xxxxx-10 T1=65mm T2=30mm / Type xxxxx-05 T1=30mm T2=65mm



Resolution

31967-K-010-10 10mm **31967-K-010-05 5mm**

Transmitter housing tube dia.

Ø 14 / 10 Ø 17 / 14

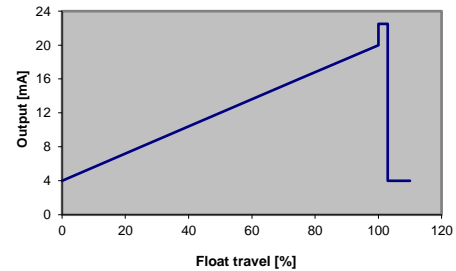
Measuring length "M el."

200mm (min.) to 4000mm (max.)

Longer M el. available with types 34067, 34167, and 34267 (more piece design)

Signal output

4...20mA current loop



Loop supply voltage

14 ... 40VDC

Operating temperature

Media temperature -50°C ... +150°C
 Ambient temperature (Ta) -20°C ... +50°C

Enclosure

IP65 (EN60529)

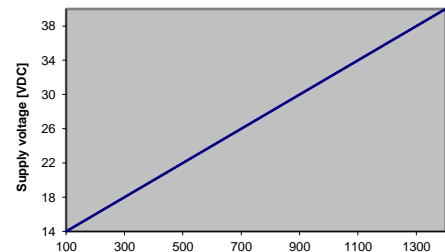
Materials

Housing tube
 Terminal box
 Cable gland
 - Cable compatibility
 - Seal
 Type label

Stainless steel 316 / 316L
 Alu. DIN1725: unpainted, 45 x 50 x 30mm
 Brass: nickel plated, M12 x 1.5
 Ø 4...6.5mm, max. 2 x 0.5mm²
 Perbunan (NBR)
 Polyester: silver, black printing

Output load

max. 100Ω at 14VDC
 max. 1.4KΩ at 40VDC



Fixation

When ordering level indicators with transmitters, hose clamps are included.

When ordering transmitters as spare parts, hose clamps are never included and must be ordered separately. Load [Ohms]

In case of ordering hose clamps pipe size must be indicated:

For pipe diameter 30...40mm Part no. 80648
 For pipe diameter 40...57mm and 57...80mm Part no. 84043

Note

Please read the instructions in our datasheet 20010501 before performing installation.

Terminal box included.